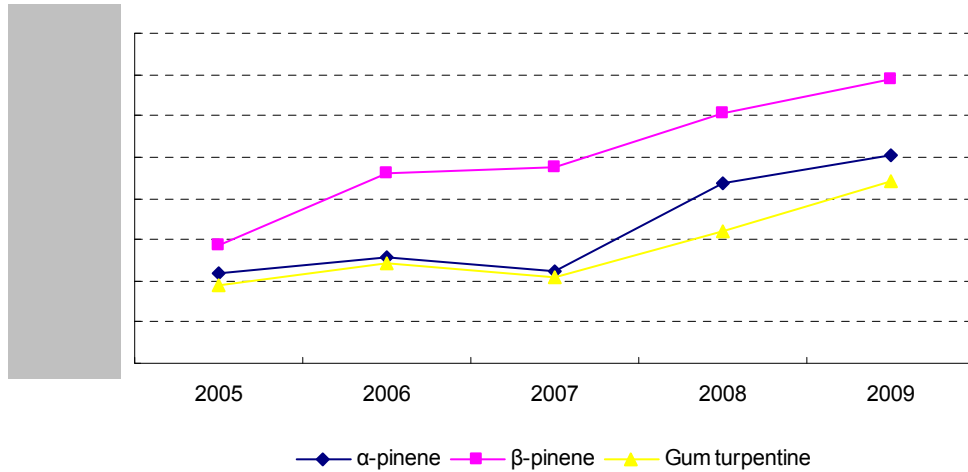


I-2 Price of alpha/beta-pinene

I-2.1 Price in past years

The price of alpha/beta-pinene fluctuated with the price change of gum turpentine in the past.

Figure I-2.1-1 Price changes of alpha and beta-pinene, 2005~2009



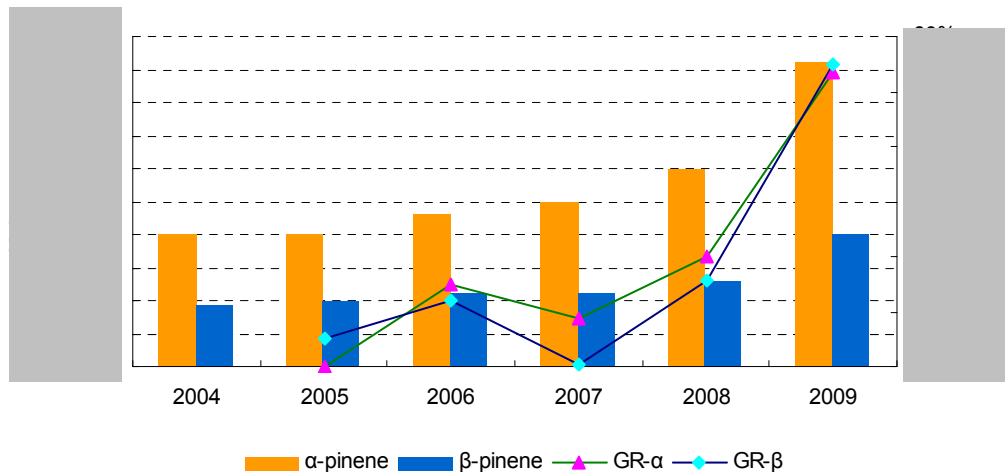
Note: the prices in the table above refer to average value

Source: CCM International

I-3 Supply of alpha/beta-pinene in China

I-3.1 Pinene output in past years

Figure I-3.1-1 Output of α-pinene and β-pinene, 2004~2009



Source: CCM International

During 2004 and 2009, the output ratio of α-pinene and β-pinene has fluctuated between 2.00 (2005) and xxx (2008).....

Table I-3.2-2 Summary of active pinene producers, 2009

No.	Abbreviation	Location	Status	α-pinene			β-pinene		
				Capacity'09/t	Output'09/t	Price'10, USD/t	Capacity'09/t	Output'09/t	Price'10, USD/t
II-01	Guangdong Zhaoqing Zhongbang Chemicals Co., Ltd.	Guangdong					5,000		
II-02						4,102			
II-03				23,000					
II-04				10,000					
II-05	Xiamen Doingcom Chemical Company Limited				4,500				
II-06									
II-07								1,000	
II-08		Jiangxi				4,322		1,000	
II-09									
II-10		Zhejiang					2,000		
II-11									4,102
II-12	Xinyi Songyuan Chemicals Co., Ltd.								
II-13					1,000				
II-14				1,000					
II-15		Fujian		1,000					
II-16	Guangdong Deqing Glorychem Co., Ltd.		Active						
II-17								100	
II-18									
II-19							100		
II-20	Zhaoqing Deqing Shangpin Fine Chemicals Co., Ltd.			500					
Total						-			-

Note: quotations here are the EXW prices without packing expense/Source: CCM International

I-4 Import & export analysis of alpha/beta-pinene

There is only a little imported alpha/beta-pinene in China, therefore most of the following tables are related to export situation.

I-4.1 IE analysis of pinene in 2002~Aug. 2007

Table I-4.1-1 Export situation of α -pinene and β -pinene in China, 2002~Aug. 2007 (Quantity: tonne, Price: USD/kg)

Year	α -pinene		β -pinene		Pinene	
	Quantity	Price	Quantity	Price	Quantity	Price
2002	1,684.555					
2003				0.89		
2004		0.61				
2005			1,747.865			0.88
2006	14,298.340					
Aug-07					12,131.915	

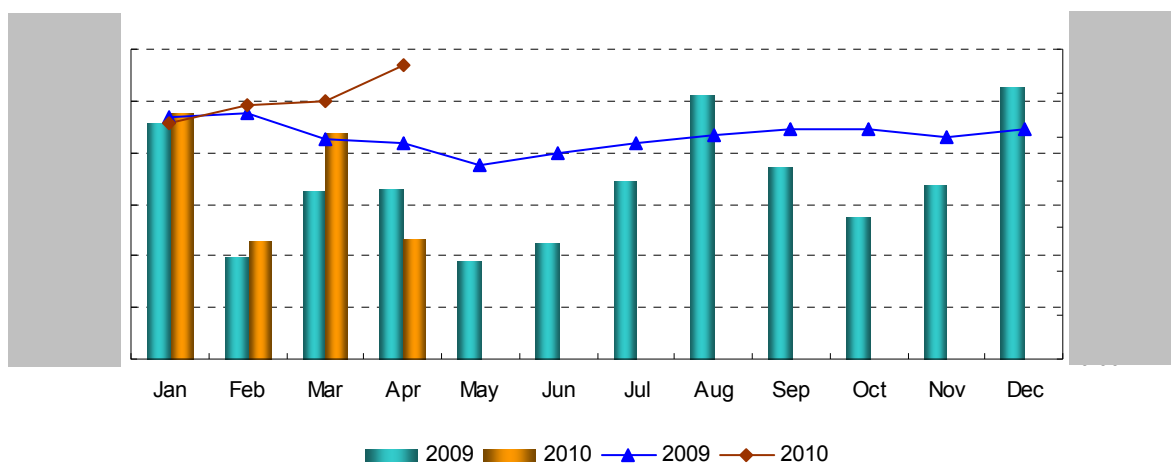
Source: CCM International

I-4.2 IE analysis of pinene in 2009

Owing to lack of detailed data about pinene export in 2009, the export situation of pinene during this period will be analyzed in general.

➤ Export

Figure I-4.2-1 Export situation of pinene in China, 2009~Apr. 2010



Source: CCM International

I-5 Consumption pattern of alpha/beta-pinene in China

I-5.1 Alpha-pinene

I-5.1.1 Market size and market share of alpha-pinene

In 2009, the output of alpha-pinene was xxx tonnes.

In addition, the export volume of pinene was xxx tonnes in 2009. And it is estimated that the export volume of alpha-pinene was xxx tonnes and no import in 2009. Thus, the apparent consumption of alpha-pinene was xxx tonnes. The consumption pattern of alpha-pinene is analyzed on the basis of the consumption data in 2009.

Table I-5.1.1-1 Market size and market share of alpha-pinene in different application fields, 2009

Fields	Market size		Market share	
	By volume (tonnes)	By value (USD, million)	By volume, %	By value, %
Synthetic camphor	██████	██████	42.87%	██████
Synthetic borneol	2,150	██████	██████	██████
Synthetic perfume	██████	22.48	██████	██████
Others	██████	██████	██████	19.15%
Total	██████	██████	100.00%	100.00%

Source: CCM International

I-5.2 Beta-pinene

I-5.2.1 Market size and market share of beta-pinene

β -pinene is very limited in the world, including China. β -pinene is mainly applied to synthesize flavors and polymerized terpene resin.

In 2009, the output of beta-pinene was xxx tonnes.....

Table I-5.2.1-1 Market size and market share of beta-pinene in different application fields, 2009

Fields	Market size		Market share	
	By volume (tonne)	By value (USD, million)	By volume	By value
Myrcene	██████	44.82	██████	██████
All kinds of flavors	██████	██████	23.40%	██████
β - terpene resins	150	██████	██████	██████
Others	██████	██████	██████	0.55%
Total	██████	██████	100.00%	100.00%

Source: CCM International